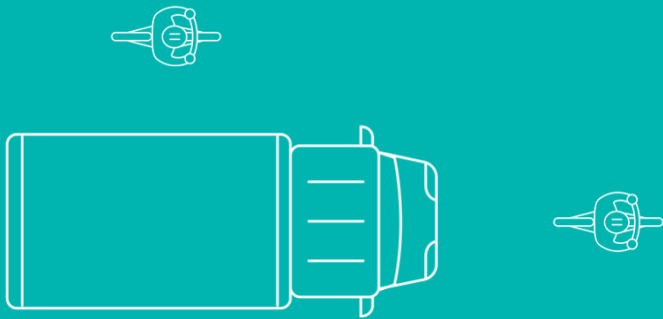


# Share←the→road

Heavy vehicle drivers and cyclists



# Share the Road Workshops/Event Activities from

01/07/2018	to:	5/5/2019
Activities Delivered	Total # Activities to Date	# Participants
Driver/Trainer Workshops	10	81
Toolbox Workshops	13	155
Cyclist Workshop	14	124
Blindzone Workshop	15	291
Total Workshops	52	651
Event Activities	7	1200
Presentations	68	1030
	<b>127</b>	<b>2881</b>



**Share←the→road**  
Heavy vehicle drivers and cyclists

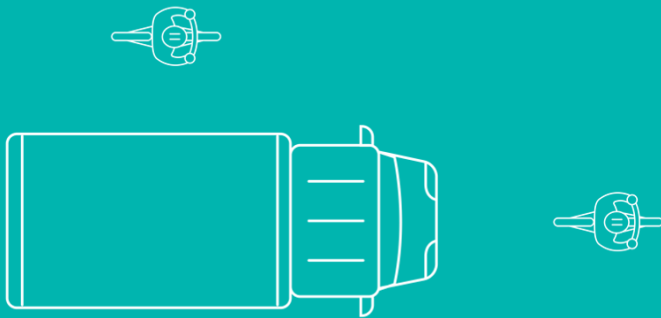
Activities Delivered	1/1/2013 to 27/5/2019	
	# Events	# Participants
Driver Workshops	109	1586
Cyclist Workshops	79	1153
Events	36	4272
Presentations	208	2946
Total	432	9957



**Share←the→road**  
Heavy vehicle drivers and cyclists

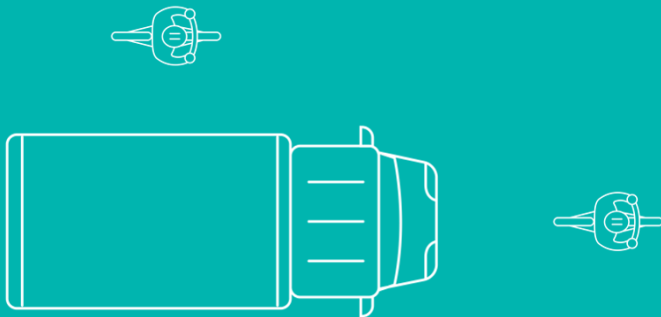
# Highlights

- Multimedia online resource
- Building cycling safety into tenders for contracts involving heavy vehicles, Downer (CRL), Auckland Transport (Buses) and Council (Waste Collection).
- Working with the HV sector on the driver shortage challenge



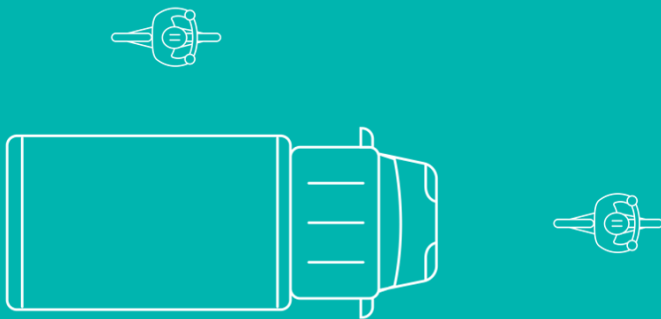
# NZ Driver Licencing System – Are Cyclists safe?

- In 2017 when over 80,000 driver licences were issued, 17 cyclists died, 740 seriously injured.
- Driver's attitude and state of mind not currently tested, but contribute significantly to good road sharing.



# NZ Driver Licencing System – Recommendations

- Train and test drivers to search for and see riders, and create safety margins.
- Enhance the power of storytelling to help drivers connect emotionally with people riding bikes.
- Create legal interventions to reduce the power imbalance on our roads



# Code of Rights for Vulnerable Road Users

- Procurement requirements for public sector projects
- Road Rules
- Insurance
- Penalties
- Reporting
- Road Design
- Vehicle Safety



- Driver Licences



Profit & Loss												
Cycling Action Network (Inc)												
For the month ended 31 May 2019												
	Actual	Budget	Var NZD	Var %	YTD Actual	YTD Budget	Var NZD	Var %	YTD Actual July 2018 to May-19	Overall Budget July 2018 to Jun-21	Budget Remaining	
<b>Income</b>												
STR - Income from NZTA	\$24,633.78	\$26,157.00	-\$1,523.22	-5.82%	\$304,001.14	\$308,526.00	-\$4,524.86	-1.47%				
<b>Total Income</b>	<b>\$24,633.78</b>	<b>\$26,157.00</b>	<b>-\$1,523.22</b>	<b>-5.8%</b>	<b>\$304,001.14</b>	<b>\$308,526.00</b>	<b>-\$4,524.86</b>	<b>-1.5%</b>	<b>\$304,001.14</b>	<b>\$999,000.00</b>	<b>\$694,998.86</b>	
<b>Gross Profit</b>	<b>\$24,633.78</b>	<b>\$26,157.00</b>	<b>-\$1,523.22</b>	<b>-5.8234%</b>	<b>\$304,001.14</b>	<b>\$308,526.00</b>	<b>-\$4,524.86</b>	<b>-1.4666%</b>				
<b>Less Operating Expenses</b>												
1-STR- Workshops	\$3,665.55	\$3,793.00	-\$127.45	-3.36%	\$70,360.02	\$41,717.00	\$28,643.02	68.66%	\$70,360.02	\$136,515.00	\$66,154.98	
2-STR- Presentations	\$807.36	\$99.00	\$708.36	715.52%	\$20,126.35	\$13,181.00	\$6,945.35	52.69%	\$20,126.35	\$39,665.00	\$19,538.65	
3-STR-Events (Blind Zone Den	\$384.47	\$592.00	-\$207.53	-35.06%	\$5,481.11	\$6,516.00	-\$1,034.89	-15.88%	\$5,481.11	\$21,314.00	\$15,832.89	
4-STR-Stakeholder Engageme	\$113.91	\$809.00	-\$695.09	-85.92%	\$8,085.80	\$8,913.00	-\$827.20	-9.28%	\$8,085.80	\$29,170.00	\$21,084.20	
5-STR-Tool Box of Workshops	\$850.85	\$556.00	\$294.85	53.03%	\$15,743.76	\$8,292.00	\$7,451.76	89.87%	\$15,743.76	\$25,874.00	\$10,130.24	
6-STR-Monitoring and Evaluati	\$2,575.02	\$2,624.00	-\$48.98	-1.87%	\$22,916.18	\$30,855.00	-\$7,938.82	-25.73%	\$22,916.18	\$96,465.00	\$73,548.82	
7-STR-Office and Workshop M	\$868.31	\$455.00	\$413.31	90.84%	\$8,423.20	\$10,336.00	-\$1,912.80	-18.51%	\$8,423.20	\$29,273.00	\$20,849.80	
8-STR-Contractor Services	\$13,368.31	\$15,129.00	-\$1,760.69	-11.64%	\$130,864.72	\$166,416.00	-\$35,551.28	-21.36%	\$130,864.72	\$544,641.00	\$413,776.28	
9-STR-CAN Contract Monitorin	\$2,000.00	\$2,100.00	-\$100.00	-4.76%	\$22,000.00	\$22,300.00	-\$300.00	-1.35%	\$22,000.00	\$76,083.00	\$54,083.00	
<b>Total Operating Expenses</b>	<b>\$24,633.78</b>	<b>\$26,157.00</b>	<b>-\$1,523.22</b>	<b>-5.8%</b>	<b>\$304,001.14</b>	<b>\$308,526.00</b>	<b>-\$4,524.86</b>	<b>-1.5%</b>	<b>\$304,001.14</b>	<b>\$999,000.00</b>	<b>\$694,998.86</b>	
<b>Net Profit</b>	<b>\$0.00</b>	<b>\$0.00</b>	<b>\$0.00</b>		<b>\$0.00</b>	<b>\$0.00</b>	<b>\$0.00</b>		<b>\$0.00</b>			